



The hallmark of quality in Japanese carpentry woodworking tools.


PULL-265
PAN

鋸

NOKOGIRI

Product information **SHOGUN**


Ver.18





The hallmark of quality in Japanese carpentry woodworking tools.

Skilled Japanese craftsmanship develop traditional Japanese woodworking tools. SHOGUN pull saws provide a superior performance for cutting soft and hard wood, green wood, PVC pipe, even new materials such as plywood, masonite and laminate.



重要文化財「松崎天神縁起絵巻」 出典「山口県防府天満宮蔵」

WARNING:

- ※Always wear safety goggles or eye protection glasses and gloves when using saws.
- ※Do not use near live electrical circuits.
- ※Place the replacement blade securely in the blade holder.
- ※Make sure the replacement blade is securely attached to the blade holder.
- ※Do not catch fingers in the saw teeth.

SHOGUN fast cut pull saws are essential for anyone who appreciates fine woodworking tools.

SHOGUN pull stroke cut saws have a thinner blade, leaving a narrower kerf with no buckle or jump.

SHOGUN pull saws teeth are shaped in a chisel-like point to score the soft and hard wood to prevent tears.



Impulse hardened teeth



2-step deep teeth



Normal uniform deep teeth



Universal cut teeth

SHOGUN impulse hardened teeth provide a much longer life than conventional saw teeth, with a hardness of about Hv900-950. Impulse hardened teeth retain the sharpness of the cutting edges 3 times longer than conventional saw teeth.

Fast cut pull saw with special 2-step deep teeth for scraping out wood chips to prevent clogging.

Fast cut pull saw with normal uniform deep teeth.

Fast cut pull saw with universal cut teeth (rip-, cross- and slant-cutting)

SHOGUN carpentry pull saws teeth are designed for rip-, cross- and slant-cutting in Extra-Fine, Super-Fine, Fine, Medium-Fine, Medium and Coarse. Choosing a saw depends on the material on which the saw will be used and what is to be achieved.

RIP-CUT SAW (TATEBIKI-NOKO)

A saw used to cut timber in the same direction as the wood grain.

CROSS-CUT SAW (YOKOBIKI-NOKO)

A saw used to cut timber across the wood grain.

SLANT-CUT SAW (NANAMEBIKI-NOKO)

A saw used to cut tenon-shoulder in a slant.



Contents

Carpentry Saw Series

HOOK TYPE CHANGEABLE BLADE FAST CUT PULL SAWS	P.02
HOOK TYPE CHANGEABLE BLADE MIGHTY PULL SAWS, PISTOL GRIP	P.03
HOOK TYPE CHANGEABLE BLADE FAST CUT PULL SAWS, FOLDING TYPE HANDLE	P.04
HOOK TYPE CHANGEABLE BLADE FAST CUT PULL SAWS, STRAIGHT HANDLE	P.05
DOZUKI SAWS	P.06
DOVETAIL SAWS	P.07
RYOBA SAWS	P.07
JET-Series PULL SAWS	P.08
WALLBOARD SAWS	P.09
AUTO CENTER MARKING PUNCHES	P.09
FLUSH CUT SAWS	P.10
PRECISION SAWS	P.11
UTILITY FOLDING MINI-SAWS	P.11
CRAFT WORK SAWS	P.12
HANDY SAWS	P.12
MIGHTY RYOBA SAW	P.13
MIGHTY POCKET SAWS	P.13
FOLDING TYPE POCKET SAWS	P.14
2-in-1 FOLDING TYPE POCKET SAWS	P.14

Gardening Saw Series

MIGHTY PRUNING SAWS	P.15
PRO-Series PRUNING SAWS	P.15
GARDENING & MULTI-PURPOSE SAWS	P.16

Forestry Saw Series

FORESTRY SAWS	P.17
FORESTRY & HORTICULTURE SAWS	P.17
FORESTRY & HORTICULTURE SAWS	P.18
TELESCOPIC POLE SAWS	P.19
GARDEN PRUNING SHEARS	P.19

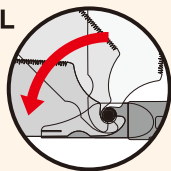
HOOK TYPE CHANGEABLE BLADE FAST CUT PULL SAWS

SHOGUN hook type, changeable blade saw is effective for quick and easy maintenance without difficult re-sharpening as with a conventional saw.

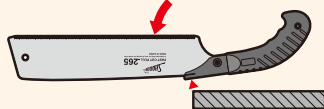
SHOGUN hook type, changeable blade saw cuts on the pull stroke, which is a more natural and less tiring sawing operation, and has special 2-step deep teeth for scraping out wood chips to prevent clogging.

CHANGING BLADE: PUT EDGE PROTECTOR ON WHEN CHANGING BLADE.

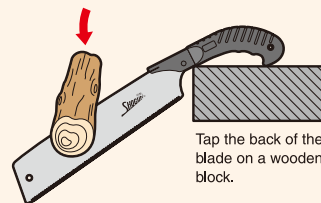
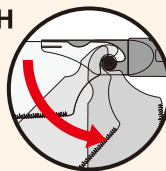
INSTALL



Insert and hook the new blade on the holding hook and tap the back of the blade holder.



DETACH



Tap the back of the blade on a wooden block.

PISTOL GRIP

SHOGUN pistol grip non-slip elastomer-plastic handle is comfortable and designed to achieve the most effective angle for powerful and smooth cutting.

PIS-Series PISTOL GRIPS.

"STANDARD" TYPE PISTOL GRIP:



"DELUXE" TYPE PISTOL GRIP:



CROSS-CUT SAWS

Cross cut carpentry hand saws must have saws for anyone who appreciates fine cross cutting timbers, composite boards, etc.



Impulse hardened teeth



2-step deep teeth



Normal uniform deep teeth



Item Nos.	Specifications:	Blade Length:	Blade Thickness:	Kerf:(±0.05mm)	Tooth Space(TPI)	Spare Blade Item Nos.
No.PIS-250	Normal uniform deep teeth, Fine teeth.	250mm	0.5mm	0.66mm	1.36mm(19TPI)	No.PIS/OK-250
No.PIS-265	2 steps deep teeth, Medium-Fine teeth.	265mm	0.6mm	0.90mm	1.75mm(16TPI)	No.PIS/OK-265
No.PIS-300	2 steps deep teeth, Coarse teeth.	300mm	0.7mm	1.07mm	2.15mm(13TPI)	No.PIS/OK-300

UNIVERSAL CUT SAWS

Universal rip, cross and slant cut carpentry saws are must have saws for anyone who appreciates fine universal rip, cross and slant cutting timbers, composite boards, etc.



Impulse hardened teeth



Universal cut teeth



Item Nos.	Specifications:	Blade Length:	Blade Thickness:	Kerf:(±0.05mm)	Tooth Space(TPI)	Spare Blade Item Nos.
No.PIS-250RC	Universal Fine teeth.	250mm	0.5mm	0.66mm	1.36mm(19TPI)	No.PIS/OK-250RC
No.PIS-265RC	Universal Medium-Fine teeth.	265mm	0.6mm	0.90mm	1.75mm(16TPI)	No.PIS/OK-265RC
No.PIS-300RC	Universal Coarse teeth.	300mm	0.7mm	1.07mm	2.15mm(13TPI)	No.PIS/OK-300RC


HOOK TYPE CHANGEABLE BLADE MIGHTY PULL SAWS, PISTOL GRIP

BAMBOO CUT SAW

Ideally set teeth for smooth cutting bamboo with less damage from the blade.



Impulse hardened teeth



Item No.	Specifications:	Blade Length:	Blade Thickness:	Kerf:(±0.05mm)	Tooth Space(TPI)	Spare Blade Item No.
No.PIS-10	Mighty saw for bamboo cutting.	240mm	0.6mm	0.9mm	3.75mm(7TPI)	No.PIS/OK-10

GARDEN PRUNING SAW

Cuts everything from trees to firewood, but is the most suitable saw for cutting green wood.



Impulse hardened teeth




Item No.	Specifications:	Blade Length:	Blade Thickness:	Kerf:(±0.05mm)	Tooth Space(TPI)	Spare Blade Item No.
No.PIS-20	Mighty pruning saw for green wood cutting.	240mm	0.9mm	1.4mm	3.75mm(7TPI)	No.PIS/OK-20

KARIWAKU & PRUNING SAW

Mighty pull saw for cutting frame-board, compiled wood, plywood, laminate, green wood and bamboo.



Impulse hardened teeth




Item No.	Specifications:	Blade Length:	Blade Thickness:	Kerf:(±0.05mm)	Tooth Space(TPI)	Spare Blade Item No.
No.PIS-30	2-step deep teeth, non-electro nickel-plated finish blade.	270mm	0.9mm	1.4mm	2.72mm(9TPI)	No.PIS/OK-30

PVC PIPE CUT SAW

PVC pipe cutting saw is a must have saw for carpenters, electricians and engineers.



Impulse hardened teeth



Item No.	Specifications:	Blade Length:	Blade Thickness:	Kerf:(±0.05mm)	Tooth Space(TPI)	Spare Blade Item No.
No.PIS-60	Non-electro, nickel-plated finish blade.	250mm	0.6mm	0.9mm	1.5mm(17TPI)	No.PIS/OK-60

HOOK TYPE CHANGEABLE BLADE FAST CUT PULL SAWS, FOLDING TYPE HANDLE

The SHOGUN folding saw is compact and convenient for carrying.
The blade angle can be adjusted to 2 angles.
Comfortable non-slip, elastomer-plastic, foldable handle.

FOLDING CROSS-CUT SAW

This cross-cut carpentry hand saw is a must have saw for anyone who appreciates fine cross-cutting on timbers and composite boards, etc.



Impulse hardened teeth



2-step deep teeth



Item No.	Specifications:	Blade Length:	Blade Thickness:	Kerf:(±0.05mm)	Tooth Space(TPI)	Spare Blade Item No.
No.OK-265/FLD	2-step deep teeth, Medium-Fine teeth.	265mm	0.6mm	0.9mm	1.75mm(16TPI)	No.PIS/OK-265

FOLDING UNIVERSAL CUT SAW

This universal rip-, cross- and slant-cut carpentry hand saw is a must have saw for anyone who appreciates fine universal cutting on timbers, composite boards, etc.



Impulse hardened teeth



Universal cut teeth



Item No.	Specifications:	Blade Length:	Blade Thickness:	Kerf:(±0.05mm)	Tooth Space(TPI)	Spare Blade Item No.
No.OK-265RC/FLD	2-step deep teeth, Medium-Fine teeth.	265mm	0.6mm	0.9mm	1.75mm(16TPI)	No.PIS/OK-265RC

FOLDING KARIWAKU & PRUNING SAW

Mighty pull saw for cutting frame-board, compiled wood, plywood, laminate, green wood & bamboo.



Impulse hardened teeth




2-step deep teeth



Item No.	Specifications:	Blade Length:	Blade Thickness:	Kerf:(±0.05mm)	Tooth Space(TPI)	Spare Blade Item No.
No.OK-30/FLD	2-step deep teeth, non-electro nickel-plated finish blade.	270mm	0.9mm	1.4mm	2.72mm(9TPI)	No.PIS/OK-30

FOLDING DOZUKI SAW

※Mighty DOZUKI saw No.MPS-15/FLD is compact and has Extra-Fine toothing with a very thin blade for cutting plastic and non-ferrous material.



Item Nos.	Specifications:	Blade Length:	Blade Thickness:	Kerf:(±0.05mm)	Tooth Space(TPI)	Spare Blade Item Nos.
No.MPS-15/FLD	Extra-Fine teeth, polished finish blade.	150mm	0.3mm	0.40mm	0.83mm(31TPI)	No.MPS-15/FLD/SB

HOOK TYPE CHANGEABLE BLADE FAST CUT PULL SAWS, STRAIGHT HANDLE

The SHOGUN straight handle saw is perfect for accurate tenon shoulder and dovetail cutting.

CROSS-CUT SAW

Complete with long wooden handle.



Impulse hardened teeth



2-step deep teeth



Item No.	Specifications:	Blade Length:	Blade Thickness:	Kerf:(±0.05mm)	Tooth Space(TPI)	Spare Blade Item No.
No.OK-265	2-step deep teeth, Medium-Fine teeth.	265mm	0.6mm	0.90mm	1.75mm(16TPI)	No.PIS/OK-265

CROSS-CUT SAW

Complete with long elastomer-plastic handle.



Impulse hardened teeth



2-step deep teeth



AVAILABLE HANDLE COLORS
BLACK, GREY.

Item No.	Specifications:	Blade Length:	Blade Thickness:	Kerf:(±0.05mm)	Tooth Space(TPI)	Spare Blade Item No.
No.OKR-265	2-step deep teeth, Medium-Fine teeth.	265mm	0.6mm	0.9mm	1.75mm(16TPI)	No.PIS/OK-265

UNIVERSAL CUT SAW

Universal rip-, cross- and slant-cut carpentry saw, with a long, wooden handle.



Impulse hardened teeth



Universal cut teeth



Item No.	Specifications:	Blade Length:	Blade Thickness:	Kerf:(±0.05mm)	Tooth Space(TPI)	Spare Blade Item No.
No.OK-265RC	Universal Medium-Fine teeth.	265mm	0.6mm	0.9mm	1.75mm(16TPI)	No.PIS/OK-265RC

UNIVERSAL CUT SAW

Universal rip-, cross- and slant-cut carpentry saw, with long, elastomer-plastic handle.



Impulse hardened teeth



Universal cut teeth



AVAILABLE HANDLE COLORS
BLACK, GREY.

Item No.	Specifications:	Blade Length:	Blade Thickness:	Kerf:(±0.05mm)	Tooth Space(TPI)	Spare Blade Item No.
No.OKR-265RC	Universal Medium-Fine teeth.	265mm	0.6mm	0.9mm	1.75mm(16TPI)	No.PIS/OK-265RC

CARPENTRY "KARIWAKU" SAW

Mighty pull saw for cutting larger diameter dry woods, timber, plywood live trees & particle board. IMPULSE HARDENED TEETH.



Impulse hardened teeth



Item No.	Specifications:	Blade Length:	Blade Thickness:	Kerf:(±0.05mm)	Tooth Space	Spare Blade Item No.
No.OKR-330	Coarse teeth.	330mm	0.9mm	1.35mm	2.725mm(9 TP I)	No.OKR-330/SB



CARPENTRY "KATABA" SAWS

Classical Japanese carpentry cross cut saw with fully rattan scroll wood handle. Impulse hardened cross cutting teeth and electro-less plating finish blade.



Impulse hardened teeth



Item No.	Specifications:	Blade Length:	Blade Thickness:	Kerf:(±0.05mm)	Tooth Space(TPI)	Spare Blade Item No.
No.OKDX-210	Taper polished & electro-less plating finish blade.	210mm	1.0mm - 0.6mm	0.85mm	1.11mm(24TPI)	No. OKDX-210/SB
No.OKDX-240	Taper polished & electro-less plating finish blade.	240mm	1.0mm - 0.6mm	0.85mm	1.27mm(19TPI)	No. OKDX-240/SB
No.OKDX-270	Taper polished & electro-less plating finish blade.	270mm	1.0mm - 0.6mm	0.85mm	1.87mm(14TPI)	No. OKDX-270/SB

DOZUKI SAWS, DOVETAIL SAWS

The SHOGUN heavy steel back saw is strong and with Super-Fine toothing on a very thin blade gives accurate tenon shoulder, dovetail and wood-joint cutting and a perfect surface.

Light, smooth pull strokes give the best results.

The straight wooden handle is more suitable for accurate, straight cutting.

PANEL SAW

Compact size DOZUKI saw (Panel Saw) for dovetailing, cross-cutting and general cabinet making.

Steel back for better rigidity, fine toothing and a thin blade give accurate tenon shoulder, dovetail and wood-joint cutting and a perfect surface.



Impulse hardened teeth



Normal uniform deep teeth



Item No.	Specifications:	Blade Length:	Blade Thickness:	Kerf:(±0.05mm)	Tooth Space(TPI)	Spare Blade Item No.
No.MP-150	Changeable blade type, Fine teeth.	150mm	0.3mm	0.5mm	1.4mm(18TPI)	No.MP150/SB

FIX BLADE TYPE SUPER-FINE TEETH DOZUKI SAW

Classic model with full steel back for better rigidity, wherever precise thin-kerf cuts are required.



Item Nos.	Specifications:	Blade Length:	Blade Thickness:	Kerf:(±0.05mm)	Tooth Space	Spare Blade Item Nos.
No.MCD-150	Fix blade type, Super-Fine teeth, Cross-cutting.	150mm	0.3mm	0.4mm	1mm	Nil
No.MCD-210	Fix blade type, Super-Fine teeth, Cross-cutting.	210mm	0.3mm	0.4mm	1mm	Nil
No.MCD-240	Fix blade type, Super-Fine teeth, Cross-cutting.	240mm	0.3mm	0.4mm	1mm	Nil

CHANGEABLE BLADE TYPE STANDARD DOZUKI SAW

The most popular model for precise cuts in furniture making, craft work and detail work.



Item No.	Specifications:	Blade Length:	Blade Thickness:	Kerf:(±0.05mm)	Tooth Space(TPI)	Spare Blade Item No.
No.MC-24	Super-Fine teeth, Cross-cutting, polished finish.	240mm	0.3mm	0.45mm	1mm(20TPI)	No.MC-24/SB

CHANGEABLE WIDE BLADE TYPE CROSS CUTTING DOZUKI SAW

This wide blade model cuts slightly larger diameter or thicker wood.

Impulse hardened teeth edge.



Impulse hardened teeth



Item No.	Specifications:	Blade Length:	Blade Thickness:	Kerf:(±0.05mm)	Tooth Space(TPI)	Spare Blade Item No.
No.MCW-24H	Super-Fine teeth, Cross-cutting, polished finish.	250mm	0.25mm	0.38mm	1.07mm(24TPI)	No.MCW-24H/SB

RYOBA SAWS

SHOGUN changeable blade Ryoba Saw have one edge for Cross-Cutting and another for Rip-Cutting or universal cutting teeth.

RYOBA SAW:Double-Edge Saw

Rip & cross cut saw, with straight long wooden handle.
Impulse hardened cross cutting teeth.



Impulse hardened teeth



Item No.	Specifications:	Blade Length:	Blade Thickness:	Kerf:(± 0.05 mm)	Tooth Space(TPI)	Spare Blade Item No.
No.MCHK-24	Medium Fine & Coarse teeth.	240mm	0.6mm	0.9 & 0.7mm	1.45 & 1.75	No. MCHK-24/SB

UNIVERSAL RYOBA SAW: Double-Edge Saws

Universal rip, cross and slant cut saw, with straight long wooden handle.
Impulse hardened cross cutting teeth.



Impulse hardened teeth



Item No.	Specifications:	Blade Length:	Blade Thickness:	Kerf:(± 0.05 mm)	Tooth Space(TPI)	Spare Blade Item No.
No.MC-2421H	Rip, Cross & Slant Cut.	210mm	0.5mm	0.7mm	1.3mm +	No. MC-2421H/SB
No.MC-2424H	Rip, Cross & Slant Cut.	240mm	0.5mm	0.7mm	1.5mm +	No. MC-2424H/SB

RYOBA SAW:Double-Edge Saw

Rip- and cross-cut saw, with straight long wooden handle.
Impulse hardened cross cutting teeth.



Impulse hardened teeth



Item No.	Specifications:	Blade Length:	Blade Thickness:	Kerf:(± 0.05 mm)	Tooth Space(TPI)	Spare Blade Item No.
No.MCZ-21	Medium Fine & Coarse teeth.	210mm	0.5mm	0.7mm	1.0mm + 1.3mm	No. MCZ-21/SB
No.MCZ-24	Medium Fine & Coarse teeth.	240mm	0.5mm	0.7mm	1.3mm + 1.5mm	No. MCZ-24/SB

FIX BLADE TYPE RYOBA SAW: Double-Edge Saws

Classic model rip and cross cut saw, with fully rattan scroll wood handle,
medium-fine & coarse teeth.



Item No.	Specifications:	Blade Length:	Blade Thickness:	Kerf:(± 0.05 mm)	Tooth Space(TPI)	Spare Blade Item No.
No.MCS-21	Hand shaved blade surface	210mm	0.5mm	0.7mm	1.3mm +	No. MC-2421H/SB
No.MCS-24	Hand shaved blade surface	240mm	0.5mm	0.7mm	1.5mm +	No. MC-2424H/SB

FIX BLADE TYPE RYOBA SAW: Double-Edge Saws

Standard model rip & cross cut saw, with not fully rattan scroll wood handle,
medium-fine & coarse teeth.



Item No.	Specifications:	Blade Length:	Blade Thickness:	Kerf:(± 0.05 mm)	Tooth Space(TPI)	Spare Blade Item No.
No.MCK-21	Polished blade surface.	210mm	0.5mm	0.7mm	1.3mm +	No. MC-2421H/SB
No.MCK-24	Polished blade surface.	240mm	0.5mm	0.7mm	1.5mm +	No. MC-2424H/SB

JET-Series PULL SAWS

SHOGUN JET-series changeable blade saw is effective for quick and easy maintenance without difficult re-sharpening as with conventional saws.

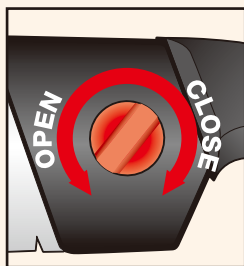
JET-series carpentry saws cut on the pull stroke and their blades feature diamond-ground teeth, resulting in extremely sharp blades, having special 2-step deep teeth for scraping out wood chips to prevent clogging.

Comfortable non-slip elastomer-plastic handle.

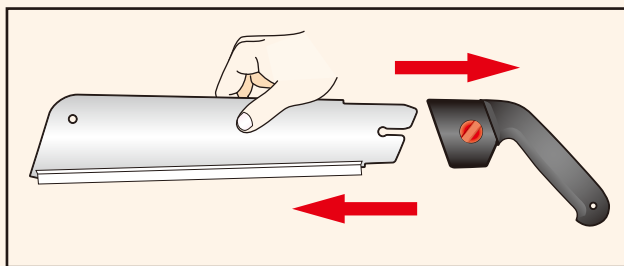
Impulse hardened teeth edge provide much longer life and retain their sharpness three times longer than conventional saw teeth.

CHANGING BLADE

- **TURN PLASTIC KNOB**
- CLOCK-WISE FOR AFFIXING.
- COUNTER CLOCK-WISE FOR LOOSENING.



PUT EDGE PROTECTOR ON WHEN CHANGING BLADE



CARPENTRY HAND SAW

Framing and general carpentry hand saw is an all-around saw for professionals and do-it-yourselfers. Extra-thin blade cuts very quickly and smoothly.



Impulse hardened teeth



2-step deep teeth



Item Nos.	Specifications:	Blade Length:	Blade Thickness:	Kerf:(±0.05mm)	Tooth Space(TPI)	Spare Blade Item Nos.
No.J-450	Medium-Fine teeth.	450mm	0.8mm	1.05mm	3.75mm(7TPI)	No.J-450/SB
No.J-380	Medium-Fine teeth.	380mm	0.6mm	0.90mm	2.50mm(10TPI)	No.J-380/SB
No.J-300	Medium-Fine teeth, Impulse hardened.	300mm	0.6mm	0.90mm	1.87mm(14TPI)	No.J-300/SB
No.J-270	Medium-Fine teeth, Impulse hardened.	270mm	0.5mm	0.75mm	1.66mm(15TPI)	No.J-270/SB

DOZUKI SAW

Steel back for better rigidity and super-fine toothing. Super-fine cut saw features the thinnest blade for fine woodworking, furniture making, crafts, dovetail and wood-joint. Impulse hardened teeth edge.



Impulse hardened teeth



2-step deep teeth



Item No.	Specifications:	Blade Length:	Blade Thickness:	Kerf:(±0.05mm)	Tooth Space(TPI)	Spare Blade Item No.
No.J-270D	Super-Fine teeth, Cross-cutting, polished finish.	270mm	0.3mm	0.45mm	1.36mm(19TPI)	No.J-270D/SB

RYOBA SAW:Double-Edge Saw

Ryoba saw has one edge for rip-cutting and another, Impulse hardened, cross-cutting edge. Rip-cutting tooth space is reduced by 0.02mm per edge from toe to heel for smooth cutting.



Impulse hardened teeth



2-step deep teeth



Item Nos.	Blade Length:	Blade Thickness:	Kerf:(±0.05mm)	Tooth Space	Spare Blade Item Nos.
No.J-240W	240mm	0.7mm	1.0mm	1.66mm(15TPI) & 4.22 reduce by 0.02/per edge	No.J-240W/SB
No.J-210W	210mm	0.4mm	0.6mm	1.15mm(22TPI) & 3.74mm reduced by 0.02/per edge	No.J-210W/SB

WALLBOARD SAWS

SHOGUN Wallboard Saws for push stroke to cut electrical boxes, water line holes in wallboard, masonite, plywood, plaster-board, etc.

DRY WALLBOARD SAW

Extremely stiff and sharp point blade for easy board penetration. Impulse hardened and chrome-plated blade.
Comfortable non-slip elastomer-plastic handle with handy strap.



Impulse hardened teeth



No.J-160KS/SHEATH

Item Nos.	Specifications:	Blade Length:	Blade Thickness:	Kerf:(±0.05mm)	Tooth Space(TPI)
No.J-160KS	Dry Wallboard Saw for PUSH stroke.	160mm	1.8mm	2.2mm	3.75mm(7TPI)
J-160KS/SHEATH:	Man-made leather sheath for Wallboard Saw No.J-160KS.				

WALLBOARD SAW

Self-drilling point for easy board penetration without pilot hole.
Chemically black finish blade with moulded plastic handle.



Item Nos.	Specifications:	Blade Length:	Blade Thickness:	Kerf:(±0.05mm)	Tooth Space(TPI)	Spare Blade Item Nos.
No.420-S	Wallboard Saw for PUSH stroke.	150mm	1.6mm	2.0mm	3.0mm(10TPI)	420-S/SB

AZEHIKI SAW

Barrel-shaped blade effectively makes hole in plywood and wood for installing electrical boxes & etc.



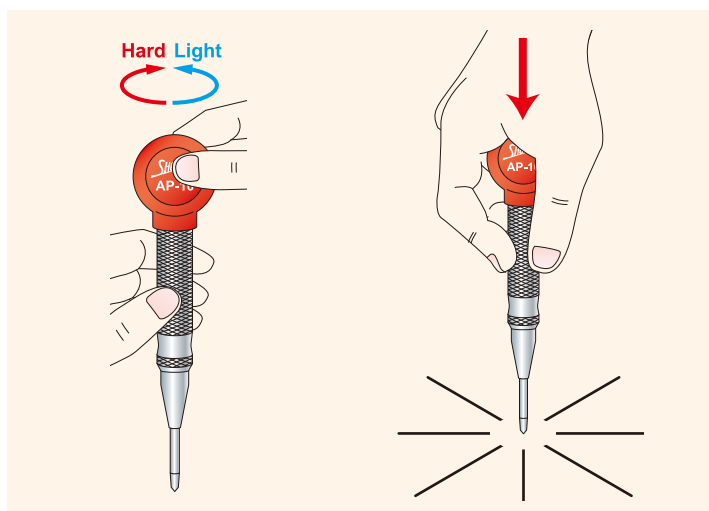
Item No.	Specifications:	Blade Length:	Blade Thickness:	Kerf:(±0.05mm)	Tooth Space	Spare Blade Item No.
No.SH-75	Medium-fine & Coarse teeth.	75mm	0.5~0.8 tapered.	0.6mm	1.65 & 3.3~3.7mm(15TPI)	No.NIL.
No.SH-90	Medium-fine & Coarse teeth.	90mm	0.5~0.8 tapered.	0.6mm	1.65 & 3.3~3.7mm(15TPI)	No.NIL.

AUTO CENTER MARKING PUNCHES

No Hammer Required, because of punching by spring action center punch bit.

*Place point at dot marking place.

*Adjust punch strength by turning head-cap clockwise for hard punch & counterclockwise for light punch.



No.AP-10



No.AP-15



Item No.	Specifications:
No.AP-10	13mm body diameter.
No.AP-15	16mm body diameter.

FLUSH CUT TRIM SAWS

Flexible thin blades with non-set teeth for trim dowels, plugs and wooden nails without scratching or damaging the surface of the wood.

FOLDING, POCKET TYPE FLUSH CUT TRIM SAW

120 mm changeable blade type and with comfortable black elastomer-plastic handle. Impulse hardened teeth.



Item No.	Specifications:	Blade Length:	Blade Thickness:	Kerf:(±0.05mm)	Tooth Space(TPI)	Spare Blade Item No.
No.MK-120/D	3-Edged NON-SET teeth,electro-less plating finish blade.	120mm	0.4mm	0.4mm	1.155mm(22 TPI)	No. MK-120/D/SB

JAPANESE CLASSIC MODEL FLUSH CUT TRIM SAW

Well designed light weight thin blade permit a very clean cut for fine woodcrafts.



Item No.	Specifications:	Blade Length:	Blade Thickness:	Kerf:(±0.05mm)	Tooth Space(TPI)	Spare Blade Item No.
No.FL-170	Fine polished thin NON-SET teeth blade with wood handle.	170mm	0.2mm	0.2mm	1.15mm(22 TPI)	NIL.

THRIFTY FLUSH CUT TRIM SAWS

Variety flush cut trim saws for trimming of wood plug and dowels suitable for your any trimming work.



No.FL-150



No.FL-120



No.FL-115



No.FLD-120



Item No.	Specifications:	Blade Length:	Blade Thickness:	Kerf:(±0.05mm)	Tooth Space(TPI)	Spare Blade Item No.
No.FL-150	"V" edged NON-SET teeth blade with wooden handle.	150mm	0.5mm	0.5mm	1.2mm	NIL
No.FL-120	3-edged NON-SET teeth blade with wooden handle.	120mm	0.4mm	0.4mm	1.2mm	NIL
No.FL-115	"V" edged NON-SET teeth blade with wooden handle.	115mm	0.5mm	0.5mm	0.97mm	NIL
No.FLD-120	Double edged, SET one-side & NON-SET for other-side.	120mm	0.5mm	0.6mm	1.15mm	NIL

PRECISION SAWS

PRECISION WORK SAWS

Flexible and set teeth permit precise cut for craft works.



No.FLK-100




No.FLB-120

Item No.	Specifications:	Blade Length:	Blade Thickness:	Kerf:(±0.05mm)	Tooth Space(TPI)	Spare Blade Item No.
No.FLK-100	Key hole saw, pull stroke cut.	100mm	0.7mm	0.9mm	1.5mm	NIL
No.FLB-120	Precision "DOZUKI" saw.	120mm	0.3mm	0.45mm	1.0mm	NIL

UTILITY FOLDING MINI-SAWS

Super-fine toothing in combination with a very thin blade gives an accurate cut.
Impulse hardened and non-electro plated blade is extremely sharp and prevents rust.
FOLDED LENGTH:140mm



No.ZHC-1 / Key Hole Saw.



No.ZHC-5 / PVC Pipe Cut Saw.



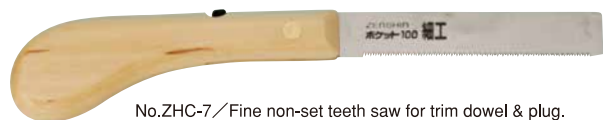
No.ZHC-2 / Pruning Saw.



No.ZHC-6 / Wood Cut Saw.



No.ZHC-3 / Bamboo Cut Saw.



No.ZHC-7 / Fine non-set teeth saw for trim dowel & plug.



No.ZHC-4 / Fine teeth Wood Cut Saw.

Item Nos.	Specifications:	Blade Length:	Blade Thickness:	Tooth Space
No.ZHC-1	Key Hole Saw.	100mm	0.7mm	1.5mm
No.ZHC-2	Pruning Saw.	100mm	0.6mm	2.0mm
No.ZHC-3	Bamboo Cut Saw.	100mm	0.6mm	1.6mm
No.ZHC-4	Fine teeth Wood Cut Saw.	100mm	0.4mm	1.0mm
No.ZHC-5	PVC Pipe Cut Saw.	100mm	0.6mm	1.8mm
No.ZHC-6	Wood Cut Saw.	100mm	0.6mm	1.3mm
No.ZHC-7	Fine non-set teeth saw for trim dowel & plug.	100mm	0.4mm	1.0mm

CRAFT WORK SAWS

CHANGEABLE BLADE TYPE COMPACT SAWS.

Super-Fine toothing in combination with a very thin blade gives accurate cut dovetail, tenon-shoulder, trim dowel, wood-joint and wooden nails. As the teeth have very little set, the cut surface is very smooth and scratching the surface of the wood is minimized. Comfortable non-slip elastomer-plastic handle.

No.J-180

Flush cut pull saw, KATABA(Single-edge)



Impulse hardened teeth



Item No.	Blade Length:	Overall Length:	Blade Thickness:	Kerf:(±0.05mm)	Tooth Space(TPI)	Spare Blade Item No.
No.J-180	180mm	355mm	0.4mm	0.5mm	1.07mm(24TPI)	No.J-180/SB

No.J-170W

Flush cut pull saw, RYOBA(Double-edge)



Item No.	Blade Length:	Overall Length:	Blade Thickness:	Kerf:(±0.05mm)	Tooth Space(TPI)	Spare Blade Item No.
No.J-170W	170mm	350mm	0.6mm	0.9mm	1.58mm(16TPI) & 1.87mm(14TPI)	No.J-170W/SB

HANDY SAWS

CHANGEABLE BLADE TYPE HANDY SAW.

Fine toothing in combination with a thin blade give precision cutting. Comfortable well designed plastic handle.

No.M-190W

Handy "KATABA" Saw,for wood cutting in Cross & Slant.



Impulse hardened teeth



Item No.	Blade Length:	Overall Length:	Blade Thickness:	Kerf:(±0.05mm)	Tooth Space(TPI)	Spare Blade Item No.
No.M-190W	190mm	410mm	0.5mm	0.9mm	1.76mm(14.4TPI)	No.M-190W/SB

No.M-190D

Handy "DOZUKI" Saw,for precise Tenon, Dovetail cutting.



Item No.	Blade Length:	Overall Length:	Blade Thickness:	Kerf:(±0.05mm)	Tooth Space(TPI)	Spare Blade Item No.
No.M-190D	190mm	410mm	0.3mm	0.5mm	1.25mm(20.3TPI)	No.M-190D/SB

No.M-190P

Handy "DOZUKI" Saw,for precise PVC,Acrylic, Meramine cutting.



Impulse hardened teeth



Item No.	Blade Length:	Overall Length:	Blade Thickness:	Kerf:(±0.05mm)	Tooth Space(TPI)	Spare Blade Item No.
No.M-190P	190mm	410mm	0.3mm	0.5mm	1.25mm(20.3TPI)	No.M-190P/SB

No.M-180R

Handy "RYOBA" Saw,for wood cutting in Cross, Rip & Slant.



Item No.	Blade Length:	Overall Length:	Blade Thickness:	Kerf:(±0.05mm)	Tooth Space	Spare Blade Item No.
No.M-180R	180mm	390mm	0.5mm	0.9mm	1.5mm+2.14mm	No.M-180R/SB

MIGHTY RYOBA SAW

CHANGEABLE BLADE TYPE DOUBLE EDGE SAW.

Mighty-Ryoba saw is designed for trim, detail and craft or hobby work.

The blade is non-electro nickel-plated for smooth cutting and rust prevention.

Rip cutting tooth space is reduced by 0.02 mm per edge from toe to heel for smooth cutting.

Comfortable non-slip elastomer-plastic handle.



Item No.	Blade Length:	Blade Thickness:	Kerf:(±0.05mm)	Tooth Space(TPI)	Spare Blade Item No.
No.Z-210	210mm	0.5mm	0.7mm	1.3mm(20TPI) & 3.8mm reduced by 0.02mm/per edge	No.Z-210/SB

MIGHTY POCKET SAWS

CHANGEABLE BLADE TYPE POCKET SAW FOR VARIOUS PURPOSE CUTTING WORKS.

The blade is non-electro nickel-plated for smooth cutting and rust prevention, with elastomer-plastic comfort grip.

Saw is stored in a plastic sheath.

No.Z-160/W

Carpentry saw for wood cutting.



Item No.	Blade Length:	Overall Length:	Blade Thickness:	Kerf:(±0.05mm)	Tooth Space(TPI)	Spare Blade Item No.
No.Z-160/W	160mm	305mm	0.5mm	0.7mm	1.3mm(20TPI)	No.Z160/WSB

No.Z-160/G

General purpose saw for gypsum cutting.



Item No.	Blade Length:	Overall Length:	Blade Thickness:	Kerf:(±0.05mm)	Tooth Space(TPI)	Spare Blade Item No.
No.Z-160/G	160mm	305mm	0.5mm	0.7mm	1.5mm(17TPI)	No.Z-160/GSB

No.Z-160/M

General purpose saw for cutting non-ferrous and plastic cutting.



Item No.	Blade Length:	Overall Length:	Blade Thickness:	Kerf:(±0.05mm)	Tooth Space(TPI)	Spare Blade Item No.
No.Z-160/M	160mm	305mm	0.5mm	0.7mm	1.4mm(18TPI)	No.Z-160/MSB

No.Z-160/P

Pruning saw for green wood cutting.



Impulse hardened teeth



Item No.	Blade Length:	Overall Length:	Blade Thickness:	Kerf:(±0.05mm)	Tooth Space(TPI)	Spare Blade Item No.
No.Z-160/P	160mm	305mm	0.5mm	0.7mm	2.7mm(10TPI)	No.Z-160/PSB

FOLDING TYPE POCKET SAWS

120mm changeable blade type and with comfortable black elastomer-plastic handle.
OVERALL LENGTH:270mm FOLDED LENGTH: 150mm. BLADE LENGTH:120mm.



No.MK-120/P



No.MK-120/W



Impulse hardened teeth



No.MK-120/V



Impulse hardened teeth



No.MK-120/F



No.MK-120/E



No.MK-120/S



Impulse hardened teeth



No.MK-120/D



Impulse hardened teeth

Item No.	Specifications:	Blade Length:	Blade Thickness:	Kerf:(±0.05mm)	Tooth Space(TPI)	Spare Blade Item No.
No.MK-120/P	Pruning Saw, polished	120mm	0.9mm	1.4mm	2.5mm (10 TPI)	No.MK-120/P/SB
No.MK-120/W	Wood Cut Pull Saw, polished.	120mm	0.6mm	0.9mm	1.875mm (13 TPI)	No.MK-120/W/SB
No.MK-120/V	PVC Pipe & Plastic Cut Saw.	120mm	0.6mm	0.9mm	1.5mm (17 TPI)	No.MK-120/V/SB
No.MK-120/F	Key Hole Saw, polished.	120mm	0.9mm	1.3mm	2.5mm (10 TPI)	No.MK-120/F/SB
No.MK-120/E	Wallboard Push Saw, nickel.	120mm	1.3mm	1.75mm	3.0mm (8 TPI)	No.MK-120/E/SB
No.MK-120/S	Siding/Plaster Board Cut Saw	120mm	0.6mm	0.9mm	1.5mm (17 TPI)	No.MK-120/S/SB
No.MK-120/D	Flush Cut Trim Saw(Non-Set Teeth)	120mm	0.4mm	0.4mm	1.155mm (22 TPI)	No.MK-120/D/SB

Remarks : No.MK-120/V, MK-120 /S & MK-120 /D are finished by electro-less plating.
Impulse hardened teeth for Nos.MK-120/W, MK-120/V, MK-120/S & MK-120/D

2-in-1 FOLDING TYPE POCKET SAWS

120mm changeable blade type and with comfortable black elastomer-plastic handle.
OVERALL LENGTH:270mm FOLDED LENGTH:150mm. BLADE LENGTH:120mm.



No.MK-120D/WF



Impulse hardened teeth



No.MK-120D/WP



Impulse hardened teeth



No.MK-120D/FE



No.MK-120D/WK



Impulse hardened teeth

Item No.	Specifications:	Blade Length:	Blade Thickness:	Kerf:(±0.05mm)	Tooth Space(TPI)	Spare Blade Item No.
No.MK-120D/WF	Wood Cut & Key Hole Saws	120mm	0.9mm	1.4mm	2.5mm (10 TPI)	No.MK-120D/P/SB
No.MK-120D/WP	Wood Cut & Pruning Saws	120mm	0.6mm	0.9mm	1.875mm (13 TPI)	No.MK-120D/W/SB
No.MK-120D/FE	Wallboard & Key Hole Saws.	120mm	0.6mm	0.9mm	1.5mm (17 TPI)	No.MK-120D/F/SB
No.MK-120D/WK	Wood Cut Saw & Knife.	120mm	0.9mm	1.3mm	2.5mm (10 TPI)	No.MK-120D/E/DB

Remarks : Impulse hardened teeth for Nos.MK-120/W, MK-120/V, MK-120/S & MK-120/D
Blade assortment can be changed on your demand.

MIGHTY PRUNING SAWS

A general purpose saw for cutting both dry and green wood.

The hollow-ground and hard-chrome plated blade is made from the finest carbon steel and features no-set teeth.

Each tooth edge is diamond ground and impulse hardened for long-lasting sharpness.

Comfortable non-slip elastomer-plastic handle.

Saw is stored in a plastic sheath.



Impulse hardened teeth



Item Nos.	Blade Length:	Blade Thickness:	Kerf:(±0.05mm)	Tooth Space(TPI)	Spare Blade Item Nos.
No.P-210ST	210mm	1.00mm	1.00mm	3.0mm(8TPI)	No.P-210ST/SB
No.P-240ST	240mm	1.05mm	1.05mm	3.5mm(8TPI)	No.P-240ST/SB
No.P-270ST	270mm	1.35mm	1.35mm	4.0mm(7TPI)	No.P-270ST/SB
No.P-300ST	300mm	1.35mm	1.35mm	4.0mm(7TPI)	No.P-300ST/SB

PRO-Series PRUNING SAWS

PRO-Series is a superior Pruning Saw for cutting green wood.

The blade is made from the finest Japanese high-carbon steel and features the hardness-HRC57.

Fluoroplastic-coated black blade gives corrosive protection and low friction when sawing.

Less effort is required and the strong surface coating increases the hardness of the blade.

Set teeth in small kerf for cutting smooth with less friction.

Saw is stored in an attractively designed man-made leather sheath.



Item Nos.	Blade Length:	Blade Thickness:	Kerf:(±0.05mm)	Tooth Space(TPI)	Spare Blade Item Nos.
No.PRO-180	180mm	0.85mm	1.05mm	2.5mm(10TPI)	No.PRO-180/SB
No.PRO-210	210mm	0.85mm	1.05mm	3.0mm(8TPI)	No.PRO-210/SB
No.PRO-240	240mm	0.85mm	1.05mm	3.0mm(8TPI)	No.PRO-240/SB
No.PRO-270	270mm	0.85mm	1.05mm	3.0mm(8TPI)	No.PRO-270/SB

GARDENING & MULTI-PURPOSE SAWS

SHOGUN gardening & multi-purpose saws are compact and truly versatile yard, gardening, construction work, camping and hunting. Cuts from green wood, fire wood, complied wood to plastic pipe.

HI-BRID HANDY FOLDING SAWS

The simple finger button locks the blade.
Comfortable non-slip elastomer-plastic handle.



Item Nos.	Specifications:	Blade Length:	Blade Thickness:	Kerf:(±0.05mm)	Tooth Space(TPI)	Spare Blade Item Nos.
No.HB-210	Set free, taper ground & hard-chrome-plated blade.	210mm	1.2mm	1.2mm	3mm(8TPI)	No.HB-210/SB
No.HB-240	Set free, taper ground & hard-chrome-plated blade.	240mm	1.2mm	1.2mm	3mm(8TPI)	No.HB-240/SB

MULTI-FOLDING SAWS

The simple finger button locks the blade.
Comfortable non-slip elastomer-plastic handle.



Item Nos.	Specifications:	Blade Length:	Blade Thickness:	Kerf:(±0.05mm)	Tooth Space(TPI)	Spare Blade Item Nos.
No.L-21	Set free, taper ground & hard-chrome plated blade.	120mm	1.3mm	1.3mm	3mm (8 TPI)	No.L-21/SB
No.L-24	Set free, taper ground & hard-chrome plated blade.	120mm	1.3mm	1.3mm	3mm (8 TPI)	No.L-21/SB

HANDY FOLDING CURVE SAWS

The simple finger button locks the blade.
comfortable non-slip elastomer-plastic handle.



Item Nos.	Specifications:	Blade Length:	Blade Thickness:	Kerf:(±0.05mm)	Tooth Space(TPI)	Spare Blade Item Nos.
No.MKC-21	Fine polished finish blade	210mm	0.8mm	1.2mm	3mm (8TPI)	No.MKC-21/SB
No.MKC-24	Fine polished finish blade	240mm	0.8mm	1.2mm	3mm (8TPI)	No.MKC-24/SB

HANDY POCKER SAW for WOOD CUTTING

120mm changeable blade and with comfortable black elastomer-plastic handle.
Complete with plastic sheath.



Item Nos.	Specifications:	Blade Length:	Blade Thickness:	Kerf:(±0.05mm)	Tooth Space(TPI)	Spare Blade Item Nos.
No.MK-120SP/W	For wood cutting saw.	120mm	0.6mm	0.9mm	1.875mm (13TPI)	No.MK-120D/W/SB

HANDY POCKET PRUNING SAW

120mm changeable blade and with comfortable black elastomer-plastic handle.
Complete with plastic sheath.



Item Nos.	Specifications:	Blade Length:	Blade Thickness:	Kerf:(±0.05mm)	Tooth Space(TPI)	Spare Blade Item Nos.
No.MK-120SP/P	For Pruning Saw	120mm	0.9mm	1.4mm	2.5mm (10TPI)	No.MK-120D/P/SB

MULTI-HANDY POCKETSAW

120mm changeable blade and with comfortable black elastomer-plastic handle.
Complete with plastic sheath.



Item Nos.	Specifications:	Blade Length:	Blade Thickness:	Kerf:(±0.05mm)	Tooth Space(TPI)	Spare Blade Item Nos.
No.MK-120SP/F	For Key Hole Pull Saw.	120mm	0.6mm	0.9mm	1.5mm (17TPI)	No.MK-120D/F/SB

FORESTRY SAW

FORESTRY "TEMAGARI" SAWS

Classical Japanese forestry saw with wooden handle. Tooth pitch is small at handle-end side blade and large at top of blade. Tapered thickness blade permit for smooth cutting with friction free.



Item Nos.	Specifications:	Blade Length:	Blade Thickness:	Kerf:(±0.05mm)	Tooth Space	Tooth pitch per inch(TPI)
No.MF-300	Forestry "TEMAGARI" Saw.	300mm	0.7 ~ 1.2mm	1.6mm	3.8 ~ 5.5mm	5 ~ 7
No.MF-330	Forestry "TEMAGARI" Saw.	330mm	0.75 ~ 1.2mm	1.8mm	3.8 ~ 5.5mm	5 ~ 7
No.MF-360	Forestry "TEMAGARI" Saw.	360mm	0.8 ~ 1.2mm	1.8mm	4.0 ~ 5.75mm	4 ~ 6
No.MF-390	Forestry "TEMAGARI" Saw.	390mm	0.8 ~ 1.4mm	2.2mm	4.5 ~ 6.25mm	4 ~ 6
No MF-420	Forestry "TEMAGARI" Saw.	420mm.	0.9 ~ 1.4mm	2.2mm	4.8 ~ 6.5mm	4 ~ 5

FORESTRY & HORTICULTURE SAWS

No.MK-270/4

Changeable blade type CURVED PRUNING SAW. Non-set teeth & taper ground back blade, light weight & durable aluminum handle, with cushion grip.



Item Nos.	Specifications:	Blade Length:	Blade Thickness:	Kerf:(±0.05mm)	Tooth Space(TPI)	Spare Blade Item Nos.
No No.MK-270/4	Hard-chrome plated finish blade.	270mm	1.3mm - 1.1mm	1.3mm	4mm (7TPI)	No MK-270/4/SB

No.MK-330

330mm(13") CURVED PRUNING SAW. Polished blade with 26mm. diameter plastic tubular grip for extension pole.



Item Nos.	Specifications:	Blade Length:	Blade Thickness:	Kerf:(±0.05mm)	Tooth Space(TPI)	Spare Blade Item Nos.
No.MK-330	Standard heat-treated blade.	330mm(13")	1.2mm	1.8mm	4mm(7TPI)	No.MK-330/SB

No.MK-330/WH

330mm(13") CURVED PRUNING SAW. Polished blade with wooden handle.



Item Nos.	Specifications:	Blade Length:	Blade Thickness:	Kerf:(±0.05mm)	Tooth Space(TPI)	Spare Blade Item Nos.
No.MK-330/WH	Standard heat-treated blade.	330mm(13")	1.2mm	1.8mm	4mm(7TPI)	No.MK-330/SB

No.MK-330/MH

330mm(13") CURVED PRUNING SAW. Polished blade with 26mm diameter steel tubular handle with rubber grip.



Item Nos.	Specifications:	Blade Length:	Blade Thickness:	Kerf:(±0.05mm)	Tooth Space(TPI)	Spare Blade Item Nos.
No MK-330/MH	Standard heat-treated blade.	330mm(13")	1.2mm	1.8mm	4mm (7TPI)	No MK-330/SB

FORESTRY & HORTICULTURE SAWS

Heavy duty superior quality Forestry Saw for cutting both dry and green wood.

Hard-chrome-plated finish heavy gauge, 1.4 mm. spring steel gives the blade a high stability when cutting both dry and green wood.

The saws have a wide range of applications for pruning, fruit trees and general pruning of bushes.

29 mm. diameter steel tubular grip with 2 slits and wing nuts is convenient for attaching the extension pole.

Each 5th edge is not set tooth for scraping out wood chip easier.

BLADE LENGTH: adjust spacing 460 mm.(18")

TUBULAR GRIP LENGTH: 190 MM.(7.1/2")

26mm. diameter steel tubular grip is available on demand.

No.MK-16/DX

Forestry curved saw, with sickle and cutter blade.



Item Nos.	Specifications:	Blade Length:	Blade Thickness:	Kerf:(±0.05mm)	Tooth Space(TPI)	Spare Blade Item Nos.
No.MK-16/DX	Forestry curved saw, with sickle & cutter blade.	380mm	1.4mm	2.0mm	4mm(7TPI)	No.MK-16/DX/SB
No.MK-16/DX/H	Same as No.MK-16/DX, but Impulse hardened edge.	380mm	1.4mm	2.0mm	4mm(7TPI)	No.MK-16/DX/H/SB

No.MK-16/DX/S

Forestry curved saw, with sickle.



Item Nos.	Specifications:	Blade Length:	Blade Thickness:	Kerf:(±0.05mm)	Tooth Space(TPI)	Spare Blade Item Nos.
No.MK-16/DX/S	Forestry curved saw, with sickle blade.	380mm	1.4mm	2.0mm	4mm(7TPI)	No.MK-16/DX/S/SB
No.MK-16/DX/S/H	Same as No.MK-16/DX/S, but Impulse hardened edge.	380mm	1.4mm	2.0mm	4mm(7TPI)	No.MK-16/DX/S/H/SB

No.MK-16/DX/C

Forestry curved saw, with cutter blade.



Item Nos.	Specifications:	Blade Length:	Blade Thickness:	Kerf:(±0.05mm)	Tooth Space(TPI)	Spare Blade Item Nos.
No.MK-16/DX/C	Forestry curved saw, with cutter blade.	380mm	1.4mm	2.0mm	4mm(7TPI)	No.MK-16/DX/C/SB
No.MK-16/DX/C/H	Same as No.MK-16/DX/C, but impulse hardened edge.	380mm	1.4mm	2.0mm	4mm(7TPI)	No.MK-16/DX/C/H/SB

No.MK-16

350mm. CURVED PRUNING SAW.
Polished carbon steel blade with red painted round steel tubular grip.

Note:

Available 26mm or 29mm diameter round tubular grip for extension pole, please indicate your required size when you order.



Item Nos.	Specifications:	Blade Length:	Blade Thickness:	Kerf:(±0.05mm)	Tooth Space(TPI)	Spare Blade Item Nos.
No.MK-16	Standard heat-treated blade.	350mm	1.2mm	1.8mm	4mm(7TPI)	No.MK-16/SB
No.MK-16/H	Impulse hardened edge blade.	350mm	1.2mm	1.8mm	4mm(7TPI)	No.MK-16/H/SB

No.MK-16/SHEATH

CANVAS CLOTH SAW SHEATH for forestry curved saws



TELESCOPIC POLE SAWS.

Lightweight aluminum oval poles, with non-slip rubber grip.
Blade angle can be adjusted in 3-ways and foldable blade No.MK-2M & No.MK-3M.
Hard-chrome plated finish blade.



Item Nos.	Specifications:	Blade Length:	Blade Thickness:	Kerf:(±0.05mm)	Tooth Space(TPI)	Spare Blade Item Nos.
No.MK-1M	Single aluminum pole, 1.3M, unfoldable blade.	270mm	0.9mm	1.35mm	2.72mm(9TPI)	No.MK-1M/SB
No.MK-2M	Telescopic pole, 1.2M—2.0M, foldable blade.	320mm	1.0mm	1.50mm	3.75mm(7TPI)	No.MK-2M/SB
No.MK-3M	Telescopic pole, 1.7M—3.0M, foldable blade.	320mm	1.0mm	1.50mm	3.75mm(7TPI)	No.MK-3M/SB

GARDEN TOOLS

PRUNING SHEARS

Changeable blade type
Light weight & durable aluminum handle.



Item No.	Specifications:	Overall Length:	Spare Blade Nos.
No.877	Forged-aluminum handle, hard-chrome plated finish blade.	190mm	No.877/SB
No.888	Forged-aluminum handle, hard-chrome plated finish blade.	210mm	No.888/SB

Item No.	Specifications:	Overall Length:	Spare Blade Nos.
No.355	Casted aluminum handle, hard-chrome plated finish blade.	210mm	No.355/SB
No.355T	Casted aluminum handle, fluoroplastic coated finish blade.	210mm	No.355T/SB

Miki Tool Co., Ltd.

1-334, Nakajiyugaoka, Shijimi, Miki,
Hyogo-Pref. 673-0552, Japan
Tel.: +81 794 85 8828
Fax.: +81 794 85 7307
E-mail: info@mikitool.co.jp
URL: <http://www.mikitool.co.jp>

